



SVGATOR



BASICS

SVGator is an intermediate animation tool that lets you create SVG animations without writing any code. It provides powerful visual controls to export lightweight, web-ready animated graphics.

URL / Access: <https://www.svgator.com/>



ADDITIONAL INFORMATION

Multilingual support: Only English.

Technical requirements: Is a web-based-tool, so it's possible to use in a PC or a phone.

Adaptations for SLD users: SVGator does not have specific built-in adaptations labeled for SLD users, but it can be used in accessible ways if you design your animations with accessibility in mind.

Cost and access:

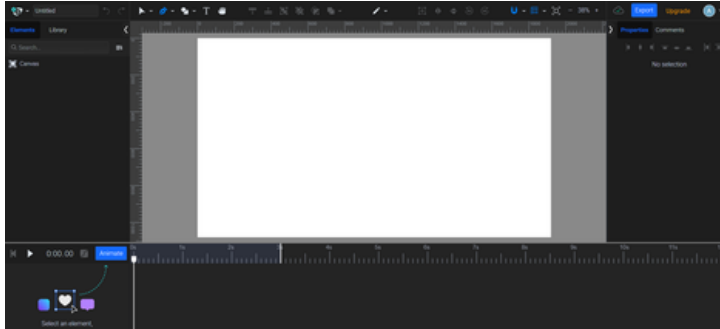
- **Price:** Free / Starter Plan (~\$13/month billed yearly) / Pro Plan (~\$24/month billed yearly) / Team Plan (~\$27 per seat/month billed yearly, minimum 3 seats)
- **Free plan limits:** Basic edit limitation and watermark.
- **Account required?** Yes

HOW TO USE IT

1

STEP 1:

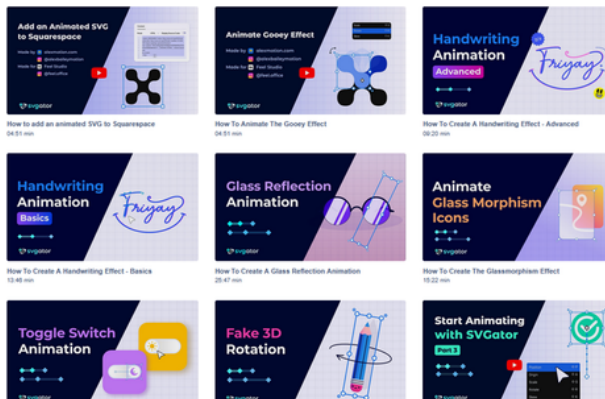
You create your template or upload one.



2

STEP 2 (optional):

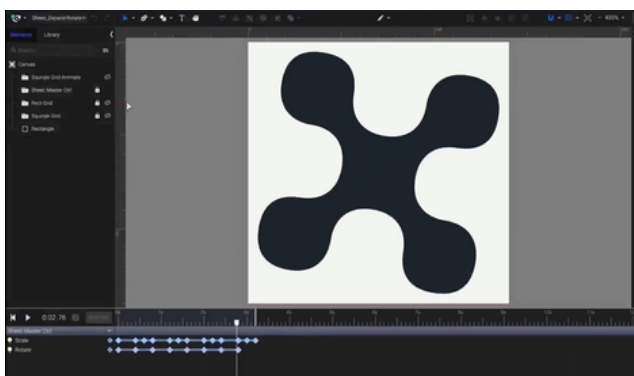
There are plenty of tutorials in the app, so you can learn how to create what do you want first



3

STEP 3:






You start editing and creating.






EXAMPLES OF VISUALS AND/OR ANIMATION

For visuals

Name	Images
House Icon	
Play Icon	
Star Icon	
Present Icon	
User Icon	






EXAMPLES OF ANIMATION AND TEMPLATES

For animations

Here are example of the different possibilities :

<https://www.svgator.com/blog/cool-svg-animation-examples-to-inspire/#animated-characters-examples>



For templates

Here are example of the different possibilities :

https://www.svgator.com/?_gl=1*_lbuyqr*_gcl_au*ODY5NjAyNTQ5LjE3NjQwNjMzODc

