



Lockee.fr



BASICS

Lockee.fr is a web tool that lets you create virtual locks to hide and share digital content (like text, images, audio, video, or links) that others can unlock by solving puzzles or codes.

URL / Access: <https://lockee.fr/>



ADDITIONAL INFORMATION

Multilingual support: English, French and Spanish.

Technical requirements: Browser-based; works on computers, tablets, and smartphones. Requires internet connection.

Adaptations for SLD users: It has sounds or text so everyone can use it.

Cost and access:

- **Price:** Free
- **Free plan limits:** No
- **Account or sign-up required?** Yes



HOW TO USE IT

1

STEP 1:

Create your lock with a name and a optional link

2

STEP 2:

Put the order

Unlock code:

7	8	9		
4	5	6		
1	2	3		
0				
1	2	3	4	✕
↶				⊕

3

STEP 3:

When its correct, you can show anything you want, a text for example

Paragraph

You guessed it!

Include a link to another lock:

No linked lock Edit

Cancel Validate






4

STEP 4:

Download the QR as a image and put it in the Escape game.



EXAMPLES FROM THE TOOL

Image	Possible Use
	<p>Example: Create a QR or a lock to give a code</p> <p>Possible use: Create a number lock to unlock a secret code</p>
	<p>Example: Create a QR to go to the lock</p> <p>Possible use: Hide a QR to make appear the Code Or a Lock</p>
	<p>Example: Call a number (false) for a code</p> <p>Possible use: Put some numbers and then put an audio with a code</p>
	<p>Example: Play a song to unlock a code</p> <p>Possible use: Put a sequence hide somewhere in the escape room and make someone touch the song in a piano</p>
	<p>Example: Put a number of moves to unlock a code</p> <p>Possible use: Put in a picture some signals to introduce in the pattern and get the code</p>